

MONTHLY FACTSHEET

31st May 2015



IFMR FIMPACT INVESTMENT FUND

* Investors should consult their financial advisers if in doubt about whether the product is suitable for them.

Note: Risk is represented as :

(BLUE) investors understand that their principal will be at low risk (YELLOW) investors understand that their principal will be at medium risk (BROWN) investors understand that their principal will be at high risk

FUND DESCRIPTION

IFMR Fimpact Investment Fund is a Category I Alternative Investment Fund (AIF) registered with SEBI as a Social Venture Fund.

TYPE OF FUND/ INVESTMENT OBJECTIVE

A close-ended Fund with an objective of investing in a mix of microfinance debt for the medium to long term and earning higher risk adjusted returns for investors and facilitating development of the Indian microfinance sector.

DATE OF FIRST CLOSE

29th December 2014

FUND MANAGER RATING

IFMR Investment Managers Private Limited has been rated 'AMC Quality 2' by ICRA Limited, on a scale of 1 to 5, with 1 being the highest. This rating denotes high assurance on management quality.

FUND RATING

IFMR Fimpact Investment Fund has been assigned rating of 'CARE AA (AIF)' by Credit Analysis & Research Limited. This rating denotes that the asset selection ability and asset management capabilities in the respective segments for this Scheme are expected to be good.

LATEST NAV (INR/Unit)

Class A 103,800.4481
Class B 103,175.1489
Class C N/A*

*No Class C investor as of date

FUND AUM

INR 101.85 crores

MATURITY DATE

29th December 2020

GROSS IRR**

17.77% (at Annualized rest)

CONTACT

Fund Manager:

IFMR Investment Managers Private Limited
Ref: IFMR Fimpact Investment Fund

10th Floor-Phase 1,
IIT-Madras Research Park,
Kanagam Village,
Taramani, Chennai 600113,
Tamil Nadu, India

Email : investor.service@ifmr.co.in
Phone: +91 44 6668 7000

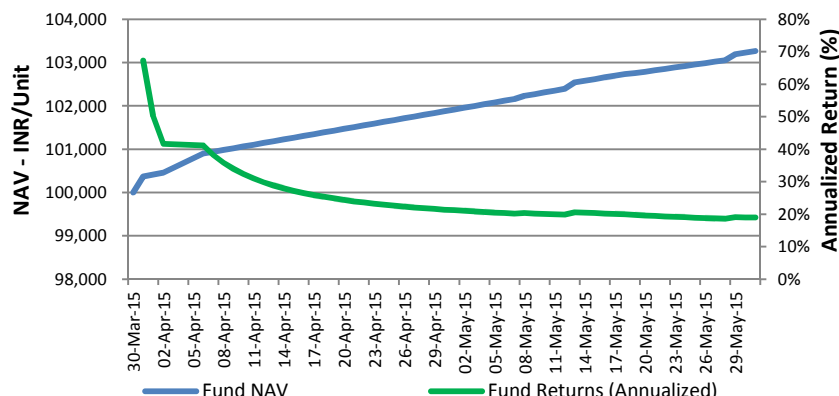
Investor Service Provider:

Computer Age Management Services (P) Ltd.

New No.10, Old no. 178,
M G R Salai
Nungambakkam, Chennai - 600 034,
Tamil Nadu, India

Email : enq_ifmrinv@camsonline.com
Phone: +91 44 2831 7147

HISTORICAL NAV



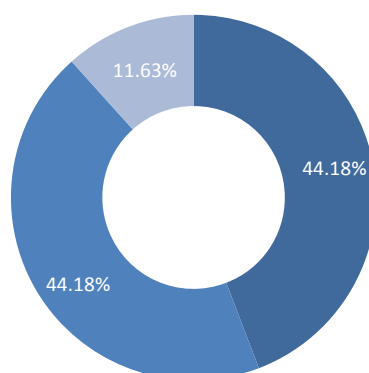
FUND PERFORMANCE*

As on 31 st May 2015	Since inception	Year to date	Month to date
	CAGR (%)	Absolute Return (%)	Absolute Return (%)
Class A	22.02%	22.02%	19.61%
Class B	18.40%	18.40%	15.74%

PORTFOLIO

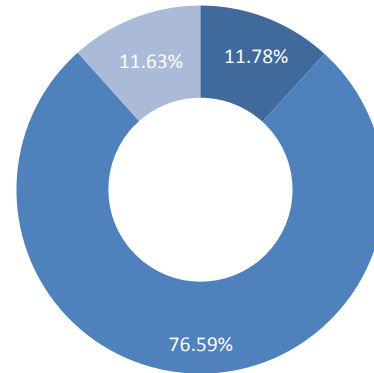
Company Name	Instrument Type	Investment (in INR crores)	% of Fund AUM
Grama Vidiyal Micro Finance Limited	Sub-ordinated Debt	12.00	11.78%
Suryoday Micro Finance Private Limited	Sub-ordinated Debt	10.00	9.82%
Satin Creditcare Network Limited	Sub-ordinated Debt	13.00	12.76%
SV Creditline Private Limited	Sub-ordinated Debt	10.00	9.82%
Subtotal		45.00	44.18%
Fusion Microfinance Private Limited	Senior Secured Debt	10.00	9.82%
Grama Vidiyal Micro Finance Limited	Senior Secured Debt	3.00	2.95%
Sonata Finance Private Limited	Senior Secured Debt	15.00	14.73%
Suryoday Micro Finance Private Limited	Senior Secured Debt	5.00	4.91%
Asirvad Micro Finance Private Limited	Senior Secured Debt	10.00	9.82%
Satin Creditcare Network Limited	Senior Secured Debt	2.00	1.96%
Subtotal		45.00	44.18%
Cash at Bank and Net Current Assets		11.85	11.63%
Total		101.85	100.00%

Composition of Fund AUM by Type



■ Senior Secured Debt
■ Sub-ordinated Debt
■ Others

Composition of Fund AUM by Average Tenure



■ 3-4 years ■ 5-6 years ■ Others

**The gross IRR is given based on the investment portfolio as on the given date and should not be taken as an indication of returns that maybe generated by the Fund as the securities held by the Fund may not be held till maturity.